

PREMIUM DURABILITY , HIGH STRENGTH ALUMINIUM FRAME IS DESIGNED FOR LONG LASTING USE AND EASY TRANSPORTATION



DELUXE TENTS CUSTOM PRINTED DP-CDU - S

- HEAVY DUTY CLEAR ANODIZED ALUMINIUM FRAME
- FULL COLOUR DYE SUBLIMATION PRINTING
- PROFESSIONAL QUALITY 600 DENIER RIP STOP WOVEN POLYESTER (WATER PROOF/WEATHER RESISTANT)
- POPS UP IN MINUTES FOR MAXIMUM VISIBILITY AND SHELTER
- EASY ASSEMBLY AND COLLAPSES FOR STORAGE
- HEAVY DUTY CARRY BAG WITH WHEELS

DYE SUBLIMATION PRINTING FLOW CHART



ACCESSORIES FOR DELUXE POP UP TENTS




STRONGEST
ALUMINIUM FRAME



HALF WALL




HALF WALL
BAR HOLDER



DURABLE
METALLIC FOOT PAD



100% ALUMINIUM
FRAME



HIGHLY RESISTANT
TO WIND



ALUMINIUM PUSH
BUTTONS




USE 1.7mm THICK
ALUMINIUM IN LEGS



40 X 40mm
OUTER LEG TUBE



35 X 35mm
INNER LEG TUBE



PRODUCT WEIGHT
T10 FRAME 24.7kg



CARRY BAG
WITH WHEELS

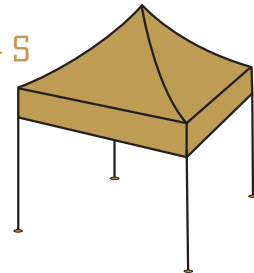
TENTS

DELUXE POP UP TENTS



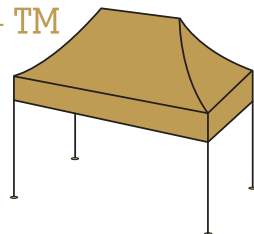
3X3
DIAMETER

DP-CPU- S



3X4.5
DIAMETER

DP-CPU- TM



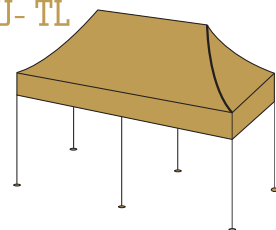
OPTIONS

TENT AND CANOPY

- FULL BACK WALLS
- FULL SIDE WALLS
- HALF SIDE WALLS
- STANDARD COLOUR
- DYE SUBLIMATED PRINTING

3X6
DIAMETER

DP-CPU- TL



STANDARD FABRIC COLOUR CHOICES

CREATE YOUR OWN LOGO/WEBSITE IMPRINTS ON THE TENT - FAST LEAD TIME AND ECONOMICAL



BLUE



BLACK



YELLOW



WHITE



RED



DARK GREEN



ORANGE

